


# TAPE CONTROL CENTER



## OWNER'S MANUAL

PLEASE READ BEFORE  
USING THIS EQUIPMENT

**REALISTIC**<sup>®</sup>

CUSTOM MANUFACTURED FOR RADIO SHACK, A DIVISION OF TANDY CORPORATION

CAT. NO.  
42-2105







## MULTIFUNCTION FUNCTIONS (notice Front Panel graphics)

The top row of switches determines the **Input connection** to the three Decks:

- When Up, the Deck(s) is connected to the Receiver/Amplifier
- In the center position, the Deck(s) is not connected (off)
- In the Down position, the Deck(s) is connected to a Dubbing Buss

The lower row of switches determines the **Output connection** of the three Decks:

- When Up, the Deck(s) is connected to a Dubbing Buss
- In the center position, the Deck(s) is not connected (off)
- In the Down position, the Deck(s) is connected to the Output

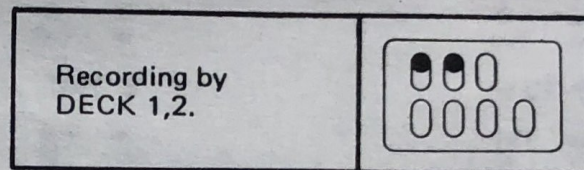

The switch at the right has 2-positions and determines the signal being passed on to the Receiver/Amplifier for Monitor sound:

- In the Up position, the Receiver/Amplifier will monitor output from the Dubbing Buss
- In the Down position, the Receiver/Amplifier will monitor output from Decks 1, 2 and/or 3

## USING THE TAPE CONTROL CENTER

### Recording from Receiver

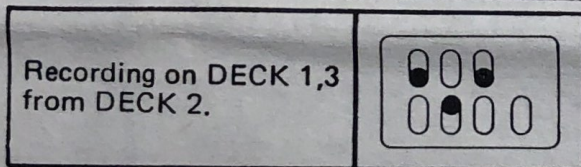
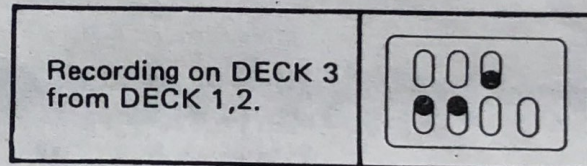
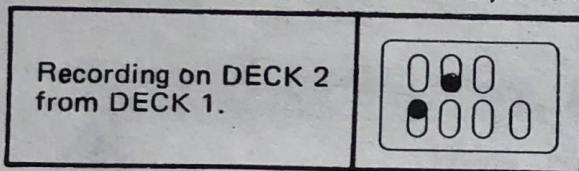
Flip up appropriate upper switch (es)



NOTE: If Deck is 3-head type, you can Monitor the Output by setting MONITOR switch down.

### Dubbing Tapes

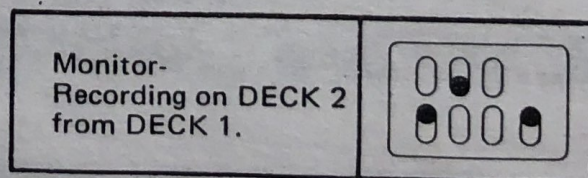

To dub (copy) from one Deck to another, set switches as follows:



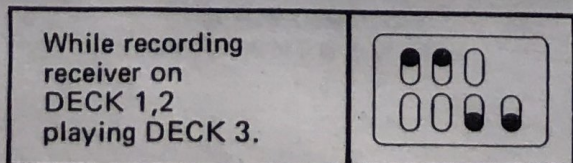
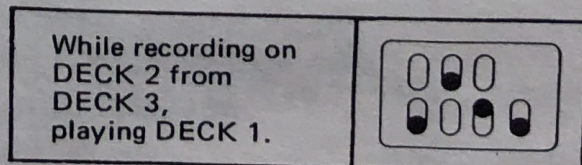
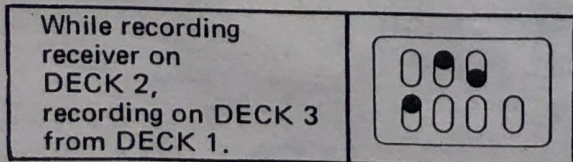
NOTE: Again, you can Monitor either the original or Dub tape by setting MONITOR down or up.

### Monitoring

Setting MONITOR up or down will result in the signal from Dub source (up) or Tape Out jacks of selected Deck(s).



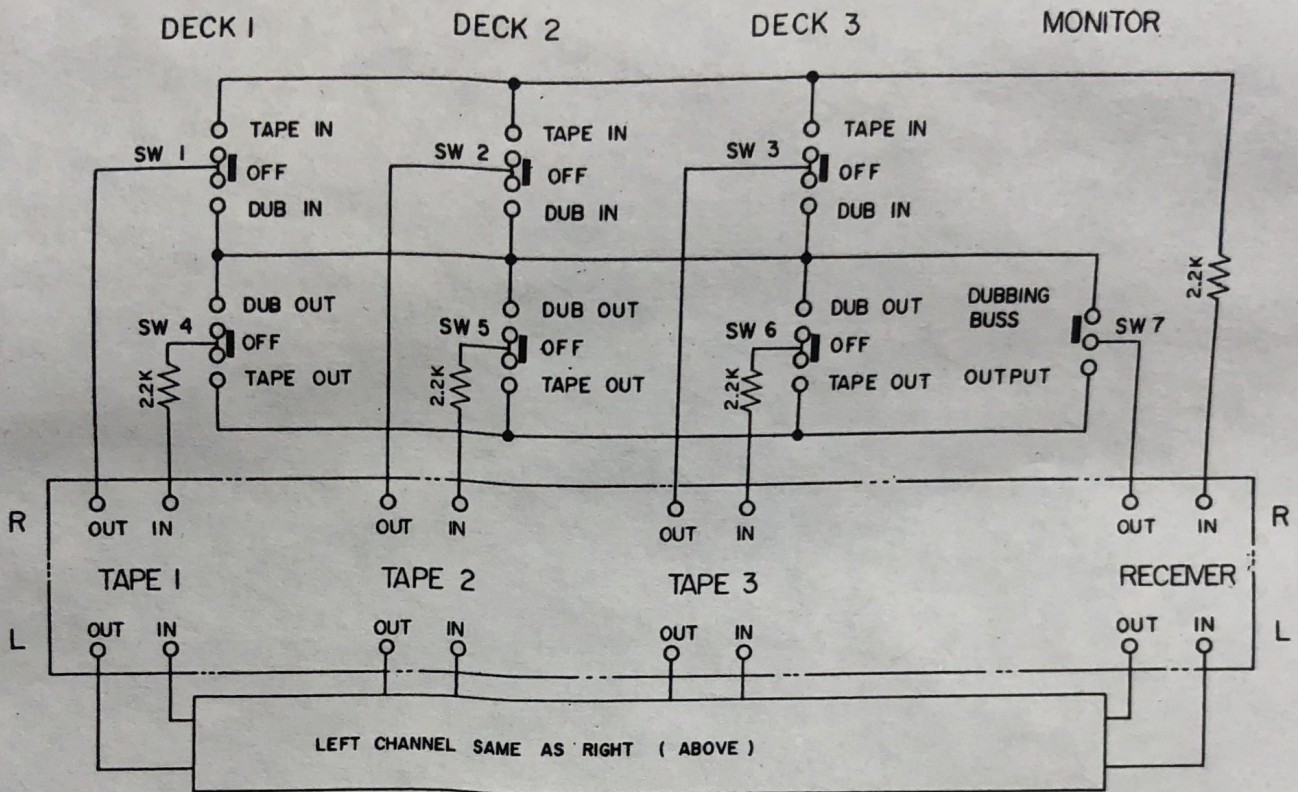
### Simultaneous Functions



As you can see from these few examples, the use and application of this Tape Control Center is almost limitless; the extreme versatility of switching will permit many combinations.



# SCHEMATIC DIAGRAM



## RADIO SHACK LIMITED WARRANTY

This product is warranted against defects for 90 days from date of purchase from Radio Shack company-owned stores and authorized Radio Shack franchisees and dealers. Within this period, we will repair it without charge for parts and labor. Simply **bring your Radio Shack sales slip** as proof of purchase date to any Radio Shack store. Warranty does not cover transportation costs. Nor does it cover a product subjected to misuse or accidental damage.

EXCEPT AS PROVIDED HEREIN, RADIO SHACK MAKES NO WARRANTIES, EXPRESS OR IMPLIED, INCLUDING WARRANTIES OF MERCHANTABILITY AND FITNESS FOR A PARTICULAR PURPOSE. Some states do not permit limitation or exclusion of implied warranties; therefore, the aforesaid limitation(s) or exclusion(s) may not apply to the purchaser.

This warranty gives you specific legal rights and you may also have other rights which vary from state to state.

*We Service What We Sell*

**RADIO SHACK, A DIVISION OF TANDY CORPORATION**

**U.S.A.: FORT WORTH, TEXAS 76102**  
**CANADA: BARRIE, ONTARIO L4M 4W5**

**TANDY CORPORATION**

AUSTRALIA

91 KURRAJONG AVENUE  
 MOUNT DRUITT, N. S. W. 2770

BELGIUM

PARC INDUSTRIEL DE NANINNE  
 5140 NANINNE

U. K.

BILSTON ROAD WEDNESBURY  
 WEST MIDLANDS WS10 7JN